

# LS-LED806-D Cylindrical Street Luminaire



Lighting Source LED Cylindrical Street Luminaire are a modular luminaire range – illuminating design elements for public spaces. They are ideal for dividing and structuring outdoor spaces, as well as guiding pedestrians and vehicles. Their attention-drawing power is considerably greater than that of pole-top luminaires. Light building elements can be used to serve the architectural structure or to highlight it spectacularly.

We can also supply these luminaires in safety class II as custom-made products. Luminaires for the illumination of squares, access roads, car parks and traffic-calmed zones.

Simply order the light building element head and your preferred light building element tube to go with it. The two modules can be quickly and easily connected to one another during installation.

Different light building element heads can be combined with different light building element tubes. Additional floodlights expand the design possibilities – for an eye-catching and targeted lighting experience.



24 and 48" length illuminated column, pole height 2.45-4.8M  
Custom height available



Standard color in Silvergray, Corten Brown, Dark Gray, Matte white, Pine Green, Matte black highly resistant to rust and decay



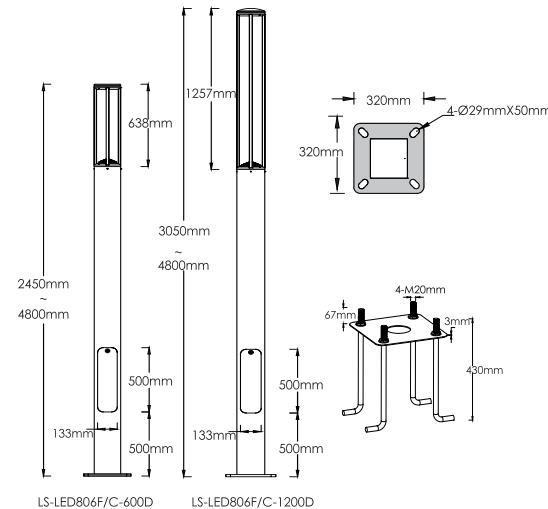
Anchor base mounting kit

## Product information

Durable with rated life span L70>100,000 hours / No UV or IR emissions / Instant Illumination & flicker free / CE, UKCA & RoHS international standards / Environmentally friendly & part recyclable: no mercury or other hazardous materials used / Heavy duty die-cast aluminium housing & UV-stabilised polycarbonate / Complies with EN60598

Code	Nominal Size	Power Consumption	Lumen Output	Windage
LS-LED806F/C-600D-2.45M-4.8M	Ø180mm x 2.45M-4.8M	30W/24W/18W	4,000/3,000/2,000lm	0.73m²
LS-LED806F/C-1200D-3.05M-4.8M	Ø180mm x 2.45M-4.8M	50W/40W/30W	8,000/7,000/6,000lm	0.73m²

## Dimensions and mounting



## Technical Specification

Beam Angle: TypeIII / TypeV  
 Luminous Efficacy: 160lm/W Up  
 Input Voltage: 100-277VAC  
 Color Rendering Index: ≥80Ra  
 LED Type: LM80 3030LEDs  
 Operating Temperature: -20°C to 50°C  
 Power Factor: ≥0.95  
 Mounting Height: 3-8m  
 Color Temperature: Neutral White 4000K  
 (Others available on request)

## Applications:



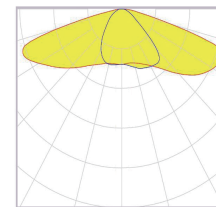
## Benefits -

- Available in 2 light source heights to proportionately mix and match to desired base column height with the surrounding environment

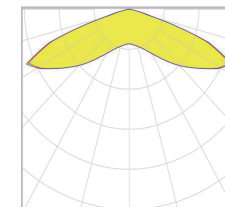
## Key Features -

- With different mounting heights and directed light for a high degree of illuminance on the ground surface.
- High-quality aluminium column providing seamless transition lines between diffuser and column, complete with flush maintenance access door
- RGBW light engine available to dynamically enhance your environment with colour

## Photometric distribution



Type III



Type v